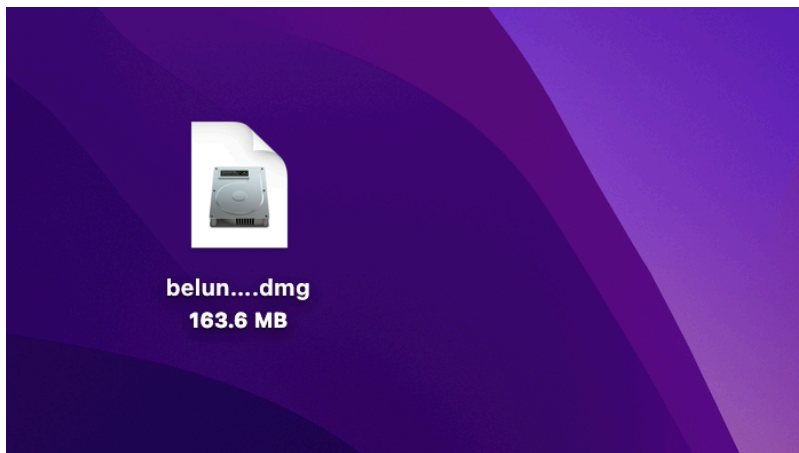



## 1 Double click the installation file (\*.dmg)




## 2 The window below will be shown



### 3 Drag the App Icon "Belun Ring Management v4" to the Application Folder



### 4 The application will be installed automatically and can be found in "Applications"



## 5 The Installer Disk on the desktop can be "ejected"

